

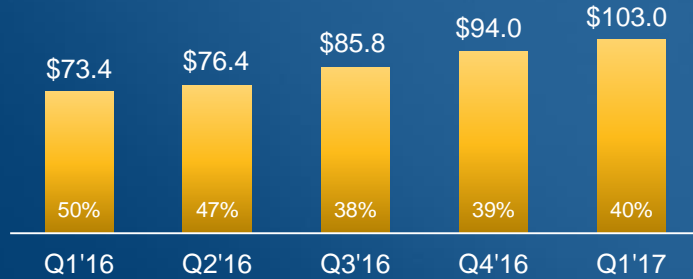


Recovering Hearts. Saving Lives.™

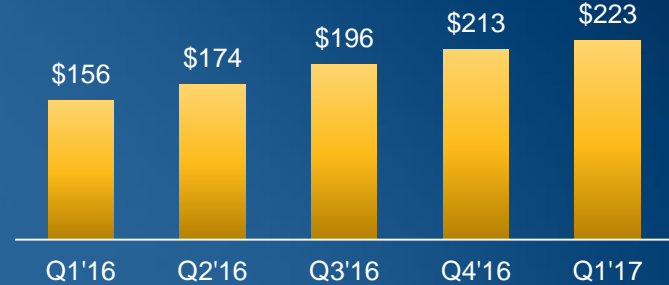
Q1 FY 2017 Earnings Call
Financial Results & Operational Highlights

FINANCIAL RESULTS, Q1 FY 2017

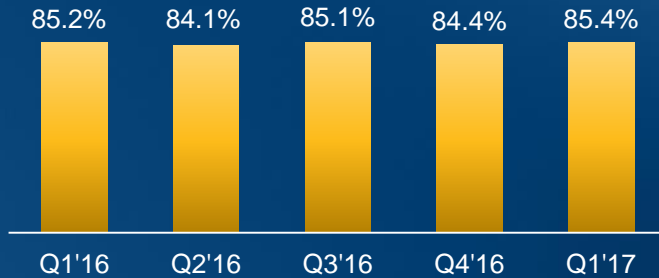
Revenue (\$M) & Growth Rate



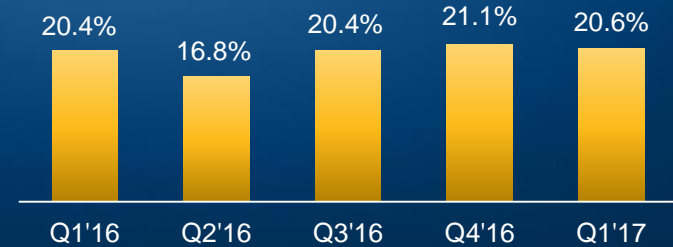
Cash (\$M)



Gross Margin %

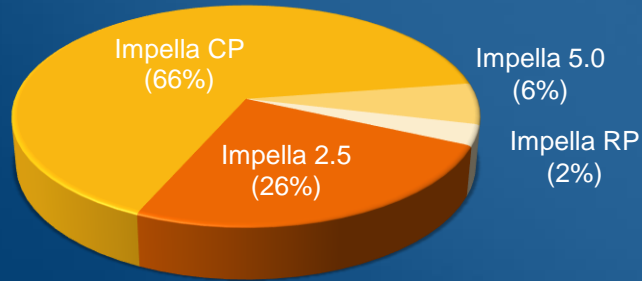


Operating Margin %

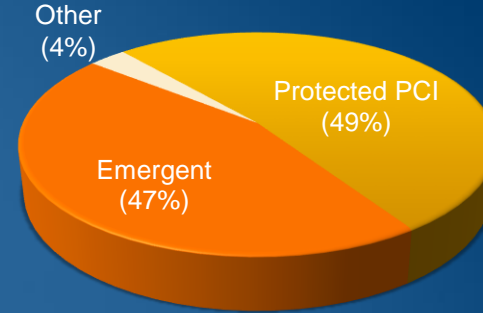


U.S. UTILIZATION MIX, Q1 FY 2017

Revenue by Impella Device



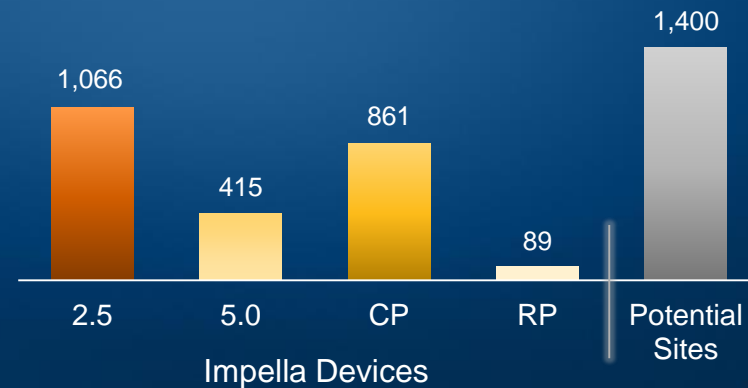
Utilization by Indication*



Impella U.S. Revenue Growth:
41%

U.S. Patient Growth:
40%

Hospital Site Penetration



* Protected PCI patients are elective and urgent PCI patients. Emergent includes AMI cardiogenic shock, post-surgery shock and other shock.

ABIOMED FY 2017 GUIDANCE, AS OF JULY 28, 2016

Abiomed FY'17 Initial Guidance
Revenue \$430 - \$445 ; 30 – 35%
Operating Margin % 18 – 20%

Abiomed FY'17 Post-Q1 Increased Guidance
Revenue \$435 - \$445 ; 32 – 35%
Operating Margin % 18 – 20%

Increasing lower end of fiscal year 2017 revenue guidance
Maintaining fiscal year guidance of GAAP operating margin